

R


**I am going to a
REDBLACKS
FOOTBALL game!**





THIS is TD Place

The OTTAWA REDBLACKS play football here.



FOLLOW THE RULES

Stay with my parents,
guardians, or friends

Take a break or go to the
bathroom whenever I need
to

Listen to TD Place staff

Have fun!



LINE UP

When I arrive at TD Place

FIRST I will look at my digital ticket to find my gate number

THEN we will go through security before they scan our tickets

It might be noisy while I wait, but that's okay! We are all excited to go inside



SECURITY

I will listen to the Security Staff's instructions.

FIRST I will open my bag, and the Security staff will look inside

THEN They may ask me to put my arms out so they can wave a wand around my body.

The wand will not touch me, and this will only take a few seconds.



SCAN TICKET

FIRST I will show my digital ticket to TD Place staff.

THEN They will scan my ticket and welcome me into the stadium.

The scanner might make a beeping noise.



GUEST SERVICES

Staff are at TD Place Stadium to help me! If I need assistance, I will ask a staff member or go to the Guest Services Booth.

I can borrow a sensory kit at Guest Services with headphones, sensory toys, and more.

Guest Services Booths are located at Section 18 in the arena and Section S in the stadium.



CONCOURSE

This is the concourse.

I will walk through it to find my seat. This is also where I can find concessions and bathrooms.

It can get crowded and loud in the concourse, but that is okay! I can let the person I came with, or TD Place staff know if I need help.



FINDING MY SEAT

I will look at my ticket to see what section, row, and seats I have been assigned.

This part can be confusing, but that is okay! I can ask any TD Place staff or volunteer to help me find my seat.

I can also look at the [stadium map](#) before my visit so I can plan my route.



BEFORE THE GAME

When I find my seat, I will sit down and wait for the game to start. There will be lots of people here to watch the REDBLACKS play football!

When the players run onto the field there will be cheering, music, and sparklers. It will be noisy, but I can cover my ears.

The announcer will tell us to stand up, remove our hats, and sing O Canada. I can sing along if I want!



BIG JOE

Big Joe is the mascot for the Ottawa REDBLACKS football team!

I might see him around the stadium during the game. I can say hi, give him a hug or a high-five, or take a photo with him if I would like.



WATCH THE GAME

After O Canada, the game will start.

I can cheer for the Ottawa REDBLACKS! I can say, "LET'S GO REDBLACKS!" or "DEFENCE!" when we are on Defence.

When I am not cheering, I will use my indoor voice and keep my hands and feet to myself.

If I need a break or need to move, I can go for a walk in the concourse.




TOUCHDOWN

When the REDBLACKS score a touchdown, red fireworks will shoot off from both sides of the stadium. The lumberjacks on the field will use their chainsaw to cut a piece of wood. It will be very loud and everyone will cheer!

If it is too loud, I can cover my ears or put headphones on.

If the other team scores a touchdown, I will say “Too Bad!” and keep cheering for the REDBLACKS. It is important to stay positive and have fun!



INTERMISSIONS AND HALFTIME

There will be three breaks during the game called "intermission" or "halftime".

During this time, I can go to the bathroom or get some food at the concessions. It will be very busy and I will have to wait in line for my turn.

I can also stay in my seat and watch the activities on the field.



WATCH THE GAME

There are four quarters in a football game and three intermissions, one between each quarter.

If the game is tied after the fourth quarter, they will play into overtime where each team has a chance to score a touchdown.

When the REDBLACKS win, I can cheer! If they lose, I can say, “We’ll get them next time!”



FANS ON THE FIELD

After the game, fans are allowed to come down to the field!

If I want to participate, I will line up with other fans and wait for TD Place staff to say it is time to go to the field. This may take a few minutes, but I will be patient!

Once I am on the field, there will be people running, throwing footballs, and taking pictures. I will make sure to stay with the people I came with and let them know if I need support.



AFTER THE GAME

When the game is finished, everyone will start to leave.

The concourse will be very busy, loud and crowded, but that is okay! I will make sure to stay with the person I came with.

I can also choose to stay in my seat until there is a smaller crowd in the concourse.



HOME TIME

Now it is time to go home.

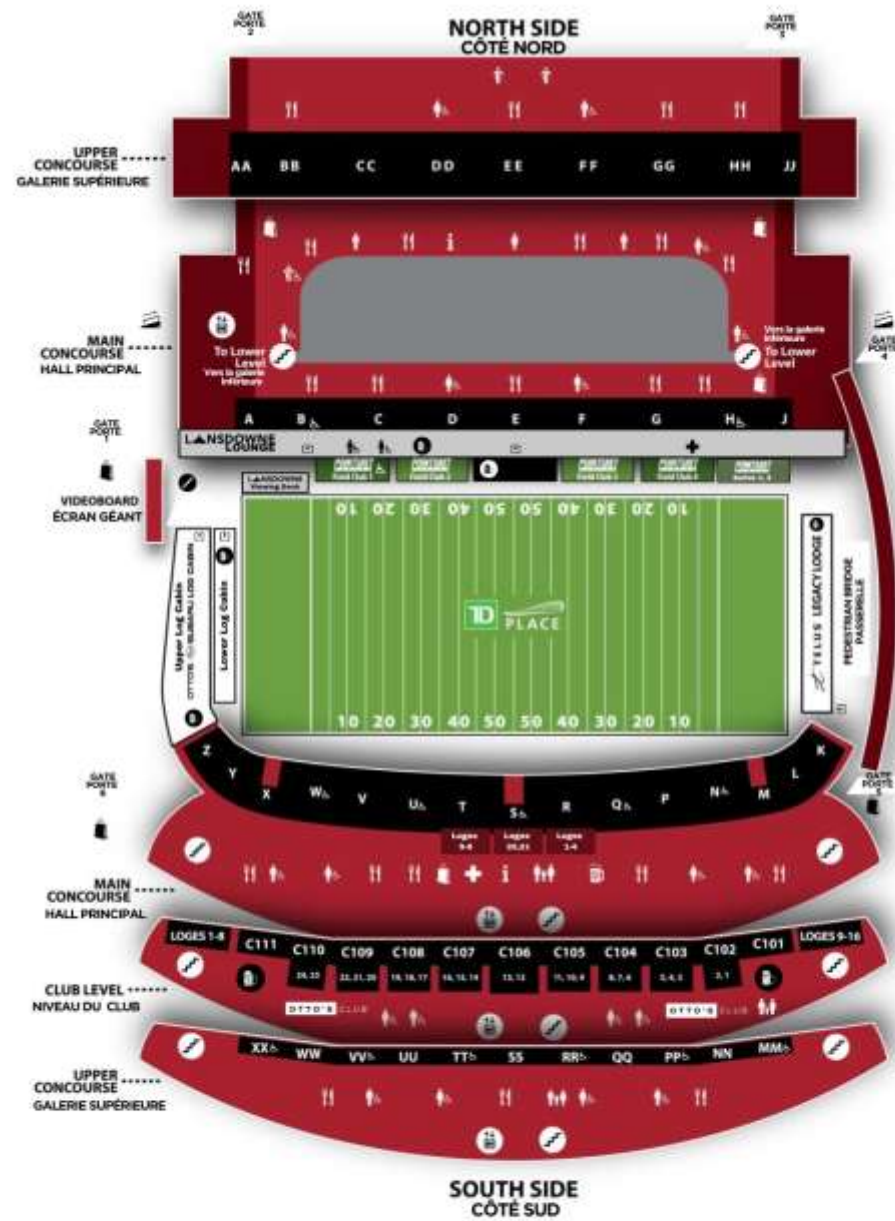
I will say thank you to the TD Place event staff when I exit. If I borrowed a sensory kit, I will return it and thank the TD Place staff.

If I want to watch another REDBLACKS football game, I can buy another ticket or watch the games on TV!

Go REDBLACKS!



STADIUM MAP



- 

Elevators
Ascenseurs
 - 

Medical
Médical
 - 

First Aid
Premiers soins
 - 

Accessible Seating
Places assises accessibles
 - 

Family Restroom
Toilettes pour famille
 - 

Women's Restroom
Toilettes pour femmes
 - 

Men's Restroom
Toilettes pour hommes
 - 

Concessions
Bar à nourriture
 - 

Emergency Exit
Sortie d'urgence
 - 

Staircase
Escalier
 - 

Accessible Seating
Places assises accessibles
 - 

Emergency Exit
Sortie d'urgence
- Accessible Seating is available in all sections. For more information, please contact the stadium office at 514-393-3333.

CONTACT US!

Guest Services Event Day Text Line: 613-777-6759

Guest Services: info@tdplace.ca | 1-844-FAN-INFO (326-4636)

Sales Team and Box Office: boxoffice@tdplace.ca | 613-232-6767 ext. 1

Security: security@tdplace.ca | 613-690-0517

Parking: parking@tdplace.ca | 613-690-0510